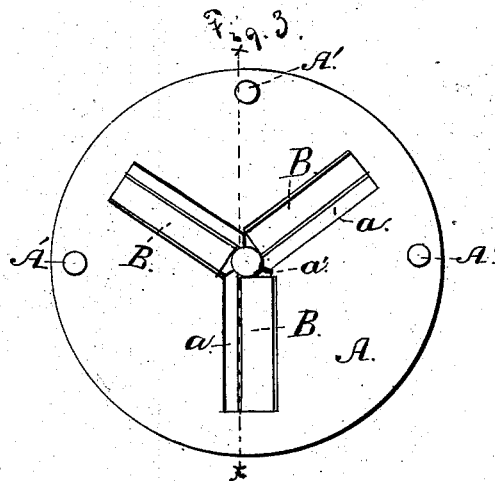
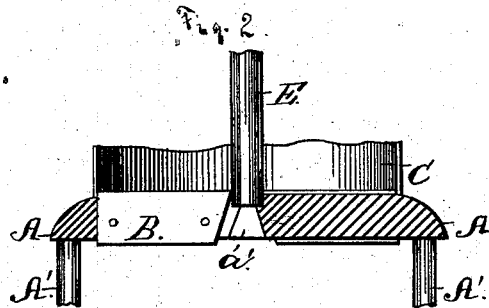
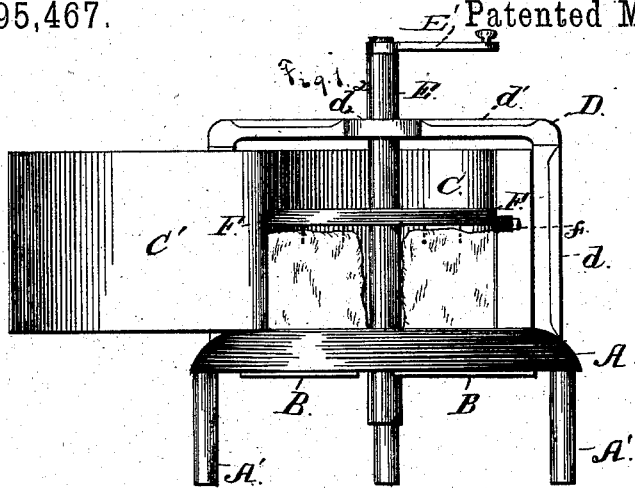


(No Model.)

G. B. WEBB.
ICE SHAVER.

No. 295,467.

Patented Mar. 18, 1884.



Witnesses

W. A. Kolark,

Julius Solger

Subscribed
George B. Webb
Howard A. Irons
Attest

UNITED STATES PATENT OFFICE.

GEORGE B. WEBB, OF BELL'S FERRY, NORTH CAROLINA.

ICE-SHAVER.

SPECIFICATION forming part of Letters Patent No. 295,467, dated March 18, 1884.

Application filed September 6, 1883. (No model.)

To all whom it may concern:

Be it known that I, GEORGE BELL WEBB, of Bell's Ferry, county of Pitt, and State of North Carolina, have invented a new and useful Improvement in Ice-Shavers; and I do hereby declare that the following is a full, clear, and exact description of the invention, which will enable others skilled in the art to which it appertains to make and use it, reference being had to the accompanying drawings, forming a part thereof.

My invention relates to improved ice-shavers; and it consists in the peculiar construction, combination, and arrangement of the several parts, as will be hereinafter fully described and claimed.

In the drawings, Figure 1 is a front elevation of my machine. Fig. 2 is a detached vertical section on line X X. Fig. 3 is a plan of the under side of the machine.

The base A is provided with legs A', preferably three in number, arranged as most clearly shown in Fig. 3, so that a pan or other receptacle can be placed under the machine to receive the ice as it is shaved. This base-piece is provided with a series of slots or openings, *a*, extended from a central opening, *a'*. In these slots I secure the knives or blades B in the manner of the blade in a jack-plane, so that their edges project slightly above the face of the base, and an opening is provided in advance of them, through which the ice falls into the receptacle. The cylindrical casing C is fitted to the base-piece, and is placed thereon, as clearly shown in Figs. 1 and 2. This casing is provided with a door, C', which may be swung open, as shown in Fig. 1, to permit the insertion of a block of ice, or for any other desired purpose.

The arch-frame D is composed of the standard *d*, mounted on the base A, on opposite sides of the casing, and the top bar, *d'*, connecting these standards, and extended diametrically across the casing. This top bar is provided at its middle point with a bearing, *d''*, arranged directly over the opening *a'* in the base A. A shaft, E, is journaled loosely in the bearing *d''* and the opening *a'*, and is provided on its upper end with a crank, E', or other suitable means, whereby it is revolved. In this shaft, below the bar *d*, I key or other-

wise secure the follower-plate F, preferably made of a shape corresponding to the inner shape of the cylinder C, as shown. This plate is provided on its under side with pins or barbs *f*, or other suitable device, which enter the ice in the operation of the machine, so as to revolve the ice as motion is given to the plate.

In Fig. 1 the door C' is swung open, and the ice is shown in position, where it is held by the follower.

It will be seen the shaft E is movable vertically, so as to permit the follower-plate to descend with the ice, as the height of the latter is reduced by shaving off its under side.

The operation of my machine is simple, and needs no detailed description.

The follower is revolved by the shaft or other suitable means, and the blocks of ice carried thereby will come in contact with the blades, and the ice will be shaved off, as will be seen.

Having thus described my invention, what I claim, and desire to secure by Letters Patent, is—

1. The combination, substantially as set forth, of the base having suitable cutting-blades, the vertically-moving shaft, and the follower-plate secured on said shaft, and provided on its under face with means whereby to clutch the ice, as and for the purposes specified.

2. The ice-shaving machine, substantially as described and shown, composed of the base having slots or openings, and suitable blades secured therein, the casing having a suitable door, the arch-frame, the vertically-movable shaft, and the follower-plate secured thereon, and provided with barbs or other means whereby to clutch the ice, as set forth.

3. In an ice-shaving machine, the combination, with the knives and the necessary framing, of a vertically-movable follower-plate provided on its under side with means to clutch the ice, and means whereby said plate is revolved, as and for the purposes set forth.

In testimony that I claim the foregoing I append my signature.

GEORGE B. WEBB.

Witnesses:

JOEL PATRICK,
C. M. A. GRIFFIN.